


LOOP SL-LD110



在使用此产品之前, 请仔细阅读此使用指南并请保存以备将来参考。 Before using the product, please thoroughly read this manual and keep it for future reference.

手册 MANUAL

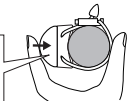
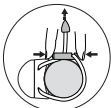
将灯具牢固安装在自行车上。
Please be sure to securely attach the light to your bicycle.



φ22 - 35mm

ON / OFF

恒亮/CONSTANT 闪烁/FLASHING
关 OFF



重要!

您购入时, 本产品为Try me模式, 其模式会迅速熄灯。请在使用前, 通过持续压按钮, 直到LED高速闪灭来解除Try me模式。

IMPORTANT:

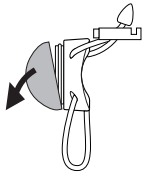
MUST DEACTIVATE "TRY ME" MODE!

In off mode, PRESS and HOLD power button until light flashes rapidly, then turns off.

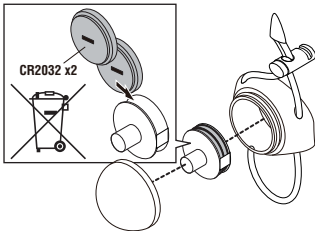
1

为确保灯具防水, 请务必完全嵌合。

Please make sure the light is completely closed, as to avoid compromising the water resistant capability of the light.



2



- * 请将灯具置于远离儿童处。
- * 切勿混合使用新舊電池, 以獲得最佳效能。
- * 切勿混用新旧电池, 以获得最佳性能。
- Keep the light away from children.
- Do not misplace the plus or minus sides of the batteries.
- Please do not mix new and old batteries.

CE

