




RECHARGEABLE SAFETY HEADLIGHT
NANO F
TM
MODEL : TL-LD830-F

Before using the product, be sure to read this manual thoroughly and keep it available for future reference. If a child uses it, the child's guardian must read the manual and explain the precautions for use to the child. This product is developed assuming use by bicycle. Do not use the product in any way other than as described in this manual.



Design Pat. Pending
Copyright© 2025 CATEYE Co., Ltd.
TL-LD830F-250604 1








CATEYE will continue to contribute to society by creating new values in "Safety," "Health," and "Environment". CATEYE supports the Sustainable Development Goals movement proposed by the United Nations.
(www.cateye.com/intl/company/sdgs/)

The USB cable is not included in the package because CATEYE is committed to making environmentally friendly and resource-saving products.

- 
WARNING!!! (Risk of death; Prevention of accidents)
- Do not look directly at the light source. In addition, when mounting the light unit, ensure that the light would not dazzle other road users.
 - To prevent accidents and to ensure safe riding, make sure the light is securely attached to the bracket and it is functioning properly without being unobstructed before the ride.
 - Always pay attention to the remaining battery power by checking the indicator periodically while using the light.
 - Do not disassemble or modify the light or any of the included items.
 - Do not use a damaged rubber band.
- 
CAUTION! (Prevention of injury, damage, or property damage)
- Operating the light while riding is dangerous. Always ride safely.
 - Keep device out of the reach of children.
 - When used with a cyclocomputer, attach the headlight as far away from the cyclocomputer as possible, as it may affect measurement.
 - This device is rated IPX4 based on IEC 60529. Do not immerse the device in water. Doing so may cause a malfunction. Wipe off any moisture after using the device in rainy weather.
 - Do not subject the light to strong vibrations, impacts, or excessive force. Discontinue use if any abnormality occurs.
 - Do not charge or use the battery at any voltage or polarity other than that specified. Do not short-circuit the battery.
 - Do not drop the light into a fire or heat the light.
 - Due to the variability of LEDs, the color and brightness may differ even between devices with the same model number.
 - If the light unit or parts become dirty with mud, etc., clean with a soft cloth which is moistened with mild soap. Never apply paint thinner, benzene or alcohol; damage will result.


LITHIUM-ION BATTERIES

Recharge the battery for first time use or after long period of storage :

The voltage of the battery may drop due to self-discharge during long period of storage.

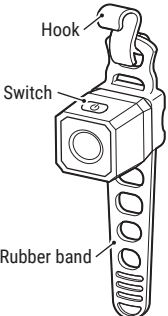
- Always fully charge the battery before use.
- If the device will not be used for a long period of time, store it in a location that is not too hot or too humid.
- Charge the battery for about 30 minutes every 6 months.


Cautions for charging and usage :

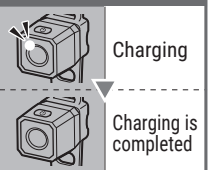
- Charging, discharging, and storing in high temperatures will cause the rechargeable battery to deteriorate faster. Do not place the light inside a vehicle or near a heater. Make sure to charge only when the ambient temperature is between 5 and 40°C.
- Please be sure that no dust or other foreign objects are attached to the plug of the USB cable before charging.
- Do not apply a load to the connector port by hanging the light unit during charging.
- Do not subject the light to vibrations while charging.
- Once charging is completed, be sure to disconnect the USB cable from the charging port.
- After charging is complete, securely attach the charging port cover to ensure waterproofing before riding.
- Charging and lighting times are approximate values, and will vary by environmental and user conditions.
- If the illumination time is significantly reduced even after proper charging, the rechargeable battery may be nearing the end of its service life.


Cautions for dispose :

When disposing the light unit, please do so in accordance with your local regulations.

Light unit



Before using the product, refer to the "LITHIUM-ION BATTERIES" section and charge the battery.

Indicator


Charging port cover


* Please prepare a USB cable (Type-C) that can be used for charging (sold separately) before using this product.

Charging time


Approx. **3h** (0.5A)

OFF
Press and hold
ON

*1 When turning the light on, it illuminates in the mode that was last used. (Mode memory function)

Click

Daytime HyperFlash 1 → Daytime HyperFlash 2 → Daytime HyperFlash 3 → High → Low → Flashing


Constant red light

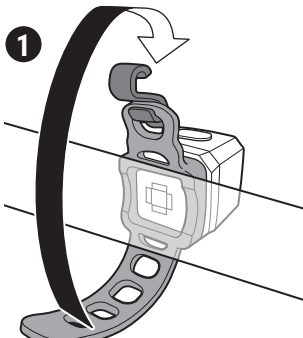
Remaining battery power
Less than Approx. 20%

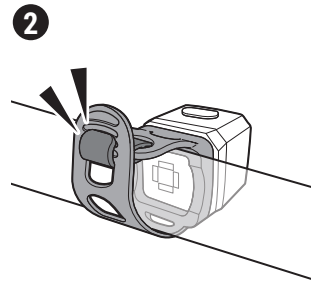
If the indicator turns red, charge the product as soon as possible.

How to mount to a bicycle

Attach the light securely in the mounting position.

φ 22 - 35 mm

1


2



Standard accessories

5342390 Rubber band and hook



Optional accessories

5342550 USB cable (Type-A ↔ Type-C)



5342400 Bracket (SP-12-F : FlexTight™)



Use only genuine components to prevent accidents and malfunctions.

SPECIFICATIONS

Light source	LED x 1
Battery	Li-ion Polymer 3.7 V 320 mAh
Charge terminal	USB Type-C
Operating time *2	Daytime HyperFlash 1 : Approx. 19 hours Daytime HyperFlash 2 : Approx. 11 hours Daytime HyperFlash 3 : Approx. 35 hours High : Approx. 1.25 hours Low : Approx. 23 hours Flashing : Approx. 65 hours
Charging time	Approx. 3 hours (0.5 A)
Charge voltage	5 V
Temperature range	Charging : 41°F – 104°F (5°C – 40°C) Operating : 14°F – 104°F (-10°C – 40°C) IPX4
Waterproof	
Recharge / discharge number of times	About 300 times (until the rated capacity drops to 70%)
Dimensions / Weight	1-3/16" x 1-17/64" x 1-3/16" (30 x 32 x 30 mm) (Excluding rubber band) / 0.95 oz (27 g)

*2 Approximate average runtime at 68°F (20°C).

* The specifications and design are subject to change without notice.

LIMITED WARRANTY

2-year Warranty: Light unit only (excludes battery deterioration)

CatEye products are warranted to be free of defects from materials and workmanship for a period of 2 years from original purchase. If the product fails to work during normal use, CatEye will repair or replace the defect at no charge. Service must be performed by CatEye or an authorized retailer. To return the product, pack it carefully and enclose the warranty certificate (proof of purchase) with instruction for repair. Please write or type your name and address clearly on the warranty certificate. Insurance, handling and transportation charges to CatEye shall be borne by person desiring service. For UK and REPUBLIC OF IRELAND consumers, please return to the place of purchase. This does not affect your statutory rights.

CATEYE CO., LTD.

2-8-25, KUWAZU, HIGASHI SUMIYOSHI-KU, OSAKA, JAPAN 546-0041
For inquiries, please visit <https://cateye.com/intl/contact>

[For US Customers]

CATEYE AMERICA, INC.
Please visit <https://www.cateyeamerica.com>
Toll Free : 800.5.CATEYE