



TL-LD635-R

RAPID mini

Manual **Li-ion 3.7v**



Before using the light, please read this manual and the included separate sheet "LITHIUM-ION / LITHIUM-ION POLYMER BATTERIES" thoroughly, and keep them for future reference.

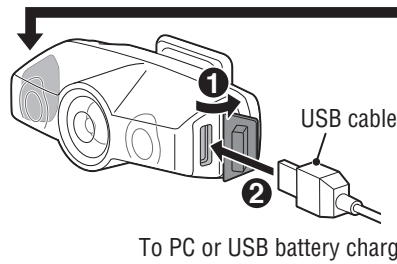
Design Pat. Pending
Copyright© 2015 CATEYE Co., Ltd.
LD635R-150525 4



ENG

1 HOW TO CHARGE

! Always charge the product before use.



Switch (Indicator)



Charging

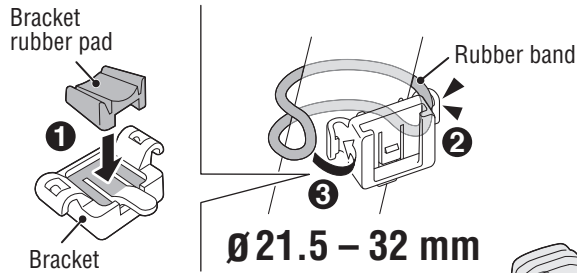
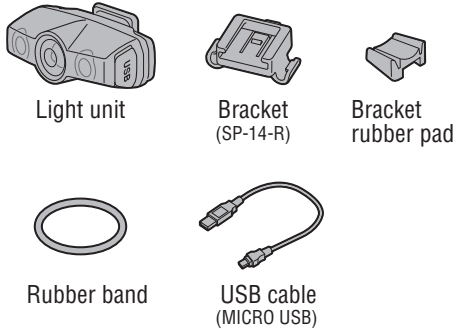


Charging is completed

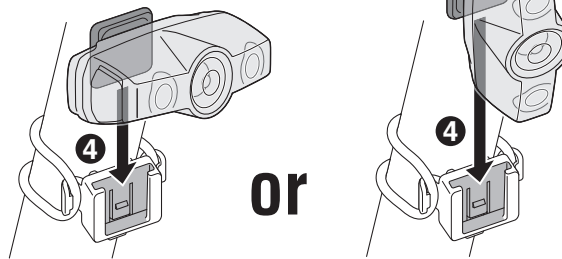
Standard charging time

Approx. **2 h**
(USB 2.0)

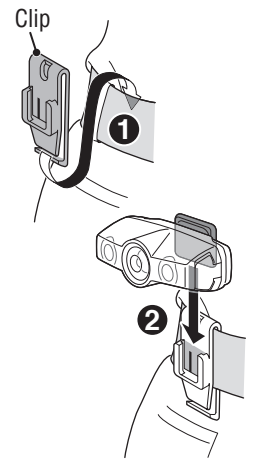
2 HOW TO MOUNT



Attach securely in the mounting position.



OPTION :
WHEN USING THE CLIP



! PRECAUTIONS ON USE

- Check periodically to ensure that the light unit is attached securely. Do not use a damaged rubber band.
- Stop your bicycle to operate the switch.
- Keep the light away from children.
- This unit is not totally waterproof. Please wipe and dry it completely after using in rain. Otherwise, it may cause failure.
- If the light unit or parts become dirty with mud, etc., clean with a soft cloth which is moistened with mild soap. Never apply paint thinner, benzene or alcohol; damage will result.

! PRECAUTIONS ON CHARGING

- We recommend using 500+mA (USB2.0) USB battery charger.
- Charging and lighting times are approximate values, and will vary by environmental and user conditions.

! PRECAUTIONS ON DISPOSAL

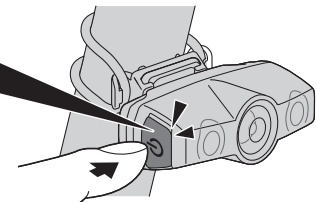
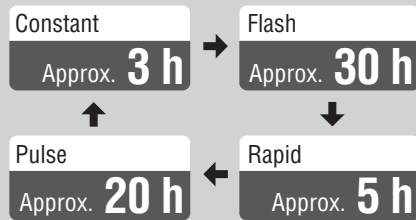
When disposing of the light unit, remove the internal rechargeable battery and dispose of it according to local regulations.

3 HOW TO USE

Press and hold **ON ↔ OFF**

Click

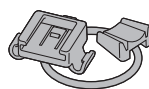
Lighting mode switch




Automatic battery-saving function
When the remaining battery power is low, the lighting mode switch starts flashing and the lighting mode changes to flash. Charge the light as soon as possible.



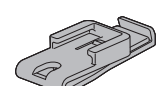
SPARE / OPTIONAL PARTS



5342450
Bracket
(SP-14-R)



5342730
USB cable
(MICRO USB)



5342460
Clip
(C-2)

SPECIFICATIONS

Battery : Li-ion3.7v 320mAh
Temperature range : 14°F - 104°F (-10°C - 40°C)
Recharge/discharge number of times:
About 300 times
(until the rated capacity drops to 70%)
Dimensions/weight: 2-1/16" x 25/32" x 1-1/4"
(52.2 x 20 x 31.6 mm) / 0.76 oz
(21.5 g)

*The specifications and design are subject to change without notice.

LIMITED WARRANTY

2-year Warranty: Light unit only (excludes battery deterioration)
CatEye products are warranted to be free of defects from materials and workmanship for a period of 2 years from original purchase. If the product fails to work during normal use, CatEye will repair or replace the defect at no charge. Service must be performed by CatEye or an authorized retailer. To return the product, pack it carefully and enclose the warranty certificate (proof of purchase) with instruction for repair. Please write or type your name and address clearly on the warranty certificate. Insurance, handling and transportation charges to CatEye shall be borne by person desiring service. For UK and REPUBLIC OF IRELAND consumers, please return to the place of purchase. This does not affect your statutory rights.

Please register your CatEye product on the website.
<http://www.cateye.com/en/support/regist/>

CATEYE CO., LTD.

2-9-25, Kuwazu, Higashi
Sumiyoshi-ku, Osaka 546-0041 Japan
Attn: CATEYE Customer Service
Section
Phone : (06)6719-6863
Fax : (06)6719-6033
E-mail : support@cateye.co.jp
URL : <http://www.cateye.com>

[For US Customers]
CATEYE AMERICA, INC.
2825 Wilderness Place Suite 1200,
Boulder CO 80301-5494 USA
Phone : 303.443.4595
Toll Free : 800.5.CATEYE
Fax : 303.473.0006
E-mail : service@cateye.com