

ENG



# LOOP 2

SL-LD140-R-BE

Design Pat. Pending  
Copyright© 2018 CATEYE Co., Ltd.  
SLLD140RBE-160724 2



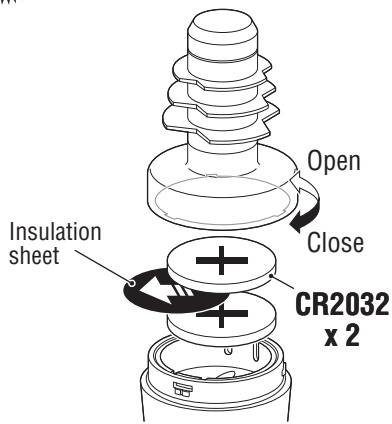
Before using the product, please thoroughly read this manual and keep it for future reference.

## CAUTION!

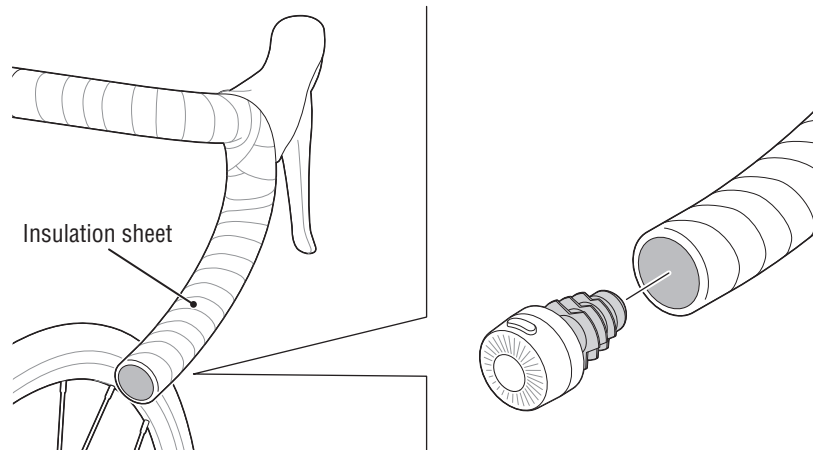
- Keep the light away from children.
- Please make sure the light is completely closed, as to avoid compromising the water-resistant capability of the light.
- Stop your bicycle to operate the switch.
- Do not misplace the plus or minus sides of the batteries.
- Please do not mix new and old batteries.
- Risk of explosion if battery is replaced by an incorrect type. Manage used batteries to ensure that they are not accidentally ingested, and dispose of them according to local regulations.
- This product is water-resistant under normal daily use and can be used in the rain. However, do not intentionally submerge it in water.



## BEFORE INITIAL USE




## 1 HOW TO MOUNT



## 2 HOW TO USE

The light will turn on in the lighting mode previously selected.



Press and hold

**OFF** ↔ **ON**

Click

Lighting mode switch

Constant

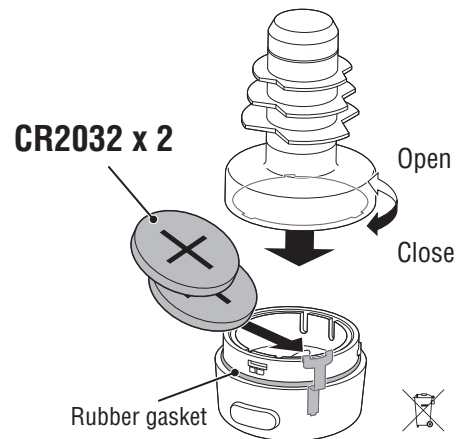
← Click →

Flash

Approx.  
30 h

Approx.  
50 h

## 3 REPLACING THE BATTERY



## SPECIFICATIONS

### Battery :

Lithium battery (CR2032) x 2

### Temperature range :

14 °F – 104 °F (-10 °C – 40 °C)

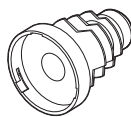
### Dimensions/weight :

1-7/64" x 1-7/64" x 1-31/32" (28 x 28 x 50 mm) / 0.63 oz (18 g) (Including batteries)

\* Life of factory-installed battery may be shorter than indicated above.

\* The specifications and design are subject to change without notice.

## SPARE/OPTIONAL PARTS



**5442550**  
BE body



**1665150**  
Lithium battery  
(CR2032)

## LIMITED WARRANTY

### 2-year Warranty: Light unit only

CatEye products are warranted to be free of defects from materials and workmanship for a period of 2 years from original purchase. If the product fails to work during normal use, CatEye will repair or replace the defect at no charge. Service must be performed by CatEye or an authorized retailer. To return the product, pack it carefully and enclose the warranty certificate (proof of purchase) with instruction for repair. Please write or type your name and address clearly on the warranty certificate. Insurance, handling and transportation charges to CatEye shall be borne by person desiring service. For UK and REPUBLIC OF IRELAND consumers, please return to the place of purchase. This does not affect your statutory rights.

Please register your CatEye product on the website.  
<http://www.cateye.com/en/support/regist/>

### CATEYE CO., LTD.

2-8-25, Kuwazu, Higashi  
Sumiyoshi-ku, Osaka 546-0041 Japan  
Attn: CATEYE Customer Service  
Section  
Phone : (06)6719-6863  
Fax : (06)6719-6033  
E-mail : support@cateye.co.jp  
URL : <http://www.cateye.com>

### [For US Customers]

CATEYE AMERICA, INC.  
2825 Wilderness Place Suite 1200,  
Boulder CO 80301-5494 USA  
Phone : 303.443.4595  
TollFree : 800.5.CATEYE  
Fax : 303.473.0006  
E-mail : service@cateye.com