



ENG

LOOP2™

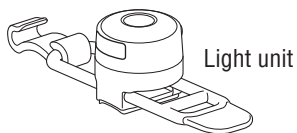
SL-LD140RC-F

Manual



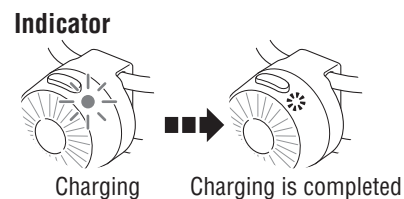
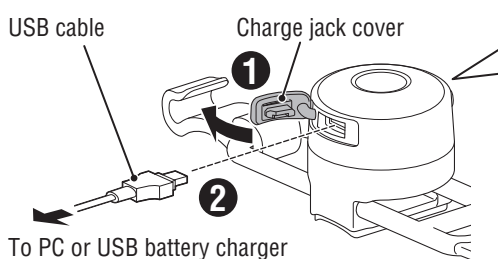
Before using the product, please thoroughly read this manual and keep it for future reference.

Design Pat. Pending
Copyright © 2017 CATEYE Co., Ltd.
SLLD140RCF-170516 5



1 HOW TO CHARGE

Always charge the product before use.



Standard charging time
Approx. **3 h** (USB2.0)


WARNING!!!

- Do not use a damaged rubber band.
- Always attention to the remaining battery power by checking the indicator periodically while using.

CAUTION!

- Stop your bicycle to operate the switch.
- Keep the light away from children.
- This product is water-resistant under normal daily use and can be used in the rain. However, do not intentionally submerge it in water.

HOW TO CLOSE THE CHARGE JACK COVER



LITHIUM-ION BATTERIES

Cautions on recharging

- We recommend using 500+mA (USB2.0) USB battery charger.
- Avoid charging in direct sunlight or in a vehicle parked under direct sunlight, and make sure to charge only when the ambient temperature is between 5 and 40°C (41°F and 104 °F).
- Before charging, be sure that no dust or other foreign objects attach to the USB plug.
- Do not subject the light to vibrations while charging.
- When your PC is in sleep state, the unit cannot be charged.
- Once charging is complete, be sure to disconnect the USB plug.
- Charging and lighting times are approximate values, and will vary by environmental and user conditions.

Cautions in use

- Charging, discharging, and storing in high temperatures will cause the rechargeable battery to deteriorate faster. Do not place the light inside a vehicle or near a heater.
- If the illumination time is significantly reduced even after proper charging, the rechargeable battery may be nearing the end of its service life. Dispose of the battery as described in "PRECAUTIONS ON DISPOSAL".

Cautions on storage


Cool and dry storage is recommended. For long period storage, it is important to charge the battery 1 hours every 6 months.

Cautions for dispose

When disposing of the light unit, remove the internal rechargeable battery and dispose of it according to local regulations.

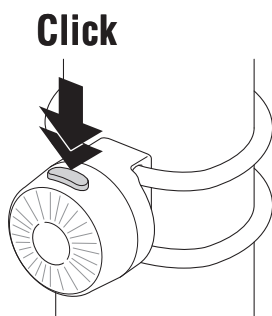
2 HOW TO MOUNT

Attach securely in the mounting position.



3 SWITCH OPERATION

The light will turn on in the lighting mode previously selected.



Press and hold

OFF ↔ **ON**

Click

Lighting mode switch

Constant ↔ Click ↔ Flashing

Approx. 2.5 h

Approx. 10 h

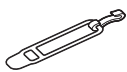
* When the remaining battery power is low, the indicator beside the switch turns on. Charge the product as soon as possible.

SPECIFICATIONS

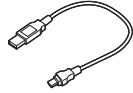
Battery : Rechargeable lithium-ion battery (80 mAh)
Temperature range : 14 °F – 104 °F (-10 °C – 40 °C)
Recharge/discharge number of times : About 300 times
(until the rated capacity drops to 70%)
Dimensions/weight : 1-7/64" x 1-7/64" x 1-1/16" (28 x 28 x 27 mm) /
0.63 oz (18 g) (Including batteries)

* The specifications and design are subject to change without notice.

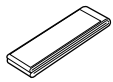
SPARE/OPTIONAL PARTS



5441621
Rubber band and Hook



5342730
USB cable
(MICRO USB)



5442560
Attachment band

LIMITED WARRANTY

2-year Warranty: Light unit only

CatEye products are warranted to be free of defects from materials and workmanship for a period of 2 years from original purchase. If the product fails to work during normal use, CatEye will repair or replace the defect at no charge. Service must be performed by CatEye or an authorized retailer. To return the product, pack it carefully and enclose the warranty certificate (proof of purchase) with instruction for repair. Please write or type your name and address clearly on the warranty certificate.

Insurance, handling and transportation charges to CatEye shall be borne by person desiring service.

For UK and REPUBLIC OF IRELAND consumers, please return to the place of purchase. This does not affect your statutory rights.

Please register your CatEye product on the website.
<http://www.cateye.com/en/support/regist/>

CATEYE CO., LTD.

2-8-25, Kuwazu, Higashi Sumiyoshi-ku,
Osaka 546-0041 Japan
Attn : CATEYE Customer Service Section
Phone : (06)6719-6863
Fax : (06)6719-6033
E-mail : support@cateye.co.jp
URL : <http://www.cateye.com>

[For US Customers]
CATEYE AMERICA, INC.
2825 Wilderness Place Suite 1200,
Boulder CO 80301-5494 USA
Phone : 303.443.4595
Toll Free : 800.5.CATEYE
Fax : 303.473.0006
E-mail : service@cateye.com