

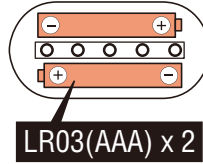
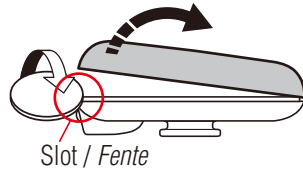
TL-LD150-R

Manual / Manuel

Caution/ Attention

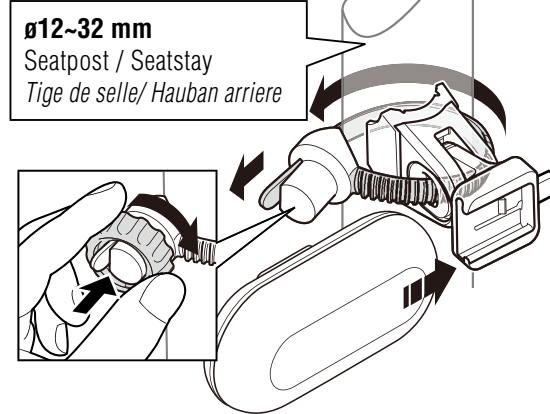
- * Carefully install batteries, insuring proper polarity.
- * For best performance, do not mix new and old batteries.
- * Please be sure to securely attach the light to your bicycle.
- * Do not shine this light directly into eyes.
- * The battery life will vary depending on the conditions of use.
- * Respectez la polarité des piles.
- * Evitez de mélanger nouvelles et anciennes piles.
- * S'assurer de bien attacher la lumière au vélo.
- * Ne regardez pas cette lampe directement dans les yeux.
- * La durée de vie de la pile varie en fonction des conditions d'utilisation.

BATTERY INSTALLATION / INSTALLATION DES PILES



Press: / Une pression :
 Flash
 Random
 Constant ← Alléatoire
 Long press: turn off
 Longue pression: éteint

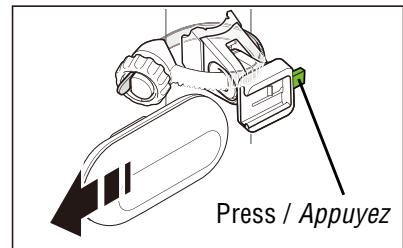
MOUNTING & REMOVING THE LIGHT TO FROM BRACKET MONTAGE ET DÉPOSE DE LA LAMPE



When using this light always make sure to slide the light onto the bracket completely (until it "clicks" into place).
 Lorsque vous utilisez cet éclairage assurez vous de bien introduire l'éclairage dans son support (jusqu'à entendre un " clic")

When cutting off the protruding part of the bracket band, round off the edges to prevent injury.

Lorsque vous découpez les parties saillantes du ruban du support, arrondissez les angles pour éviter les blessures.



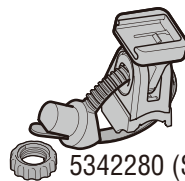
Before using the product, please thoroughly read this manual and keep it for future reference. Run times are based on use with 1.5 volt alkaline batteries. Use of rechargeable batteries may result in a decrease of run time and brightness.

L'autonomie est donnée avec des piles alcalines de 1,5 volt. L'utilisation de piles rechargeables peut diminuer l'autonomie et la luminosité de la lampe. Avant d'utiliser le produit, veuillez lire attentivement ce manuel que vous conserverez pour une consultation ultérieure.


For UK Consumers

When used for cycling, this light should be used in conjunction with a British Standard 6102/3 cycle light.

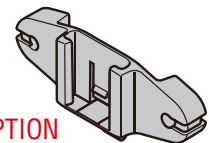
SPARE ACCESSORIES / ACCESSOIRES DE MONTAGE



5342280 (SP-11)
FlexTight™ bracket
Collier FlexTight™



5440900N
CLIP
ATTACHE



*OPTION
5342250
REAR RACK MOUNT BRACKET
SUPPORT DE MONTAGE ARRIÈRE



Run time

LR03 (AAA) x2	FLASHING	Up to 90h
	CONSTANT	Up to 45h



THIS IS MADE OF RECYCLED PAPER.

066340024 V7

ASSEMBLED IN CHINA / ASSEMBLE EN CHINE

CATEYE CO., LTD.

2-8-25, Kuwazu, Higashi Sumiyoshi-ku, OSAKA, JAPAN 546-0041

www.cateye.com